

Energy Pulse

Market Update at a Glance

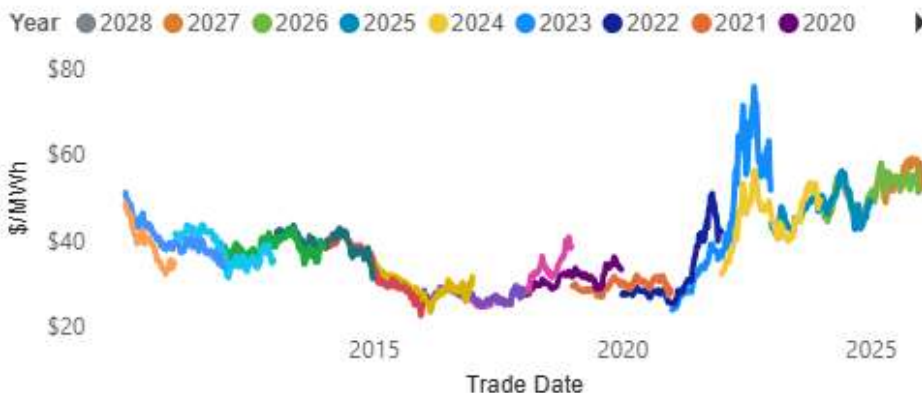
Key Highlights for the Week of 02/04/2026

Electricity forward prices increased over the past two weeks while the natural gas forward prices decreased. The weather outlook shows above average temperatures across the country.

Henry Hub Annual Forwards



ERCOT-North Hub Energy Annual Forwards



At a Glance

Weather

Above
usual

ERCOT Cal26

\$3.16
\$54.75 MWh

Henry Hub Cal26

-\$0.04
\$3.64/MMBtu

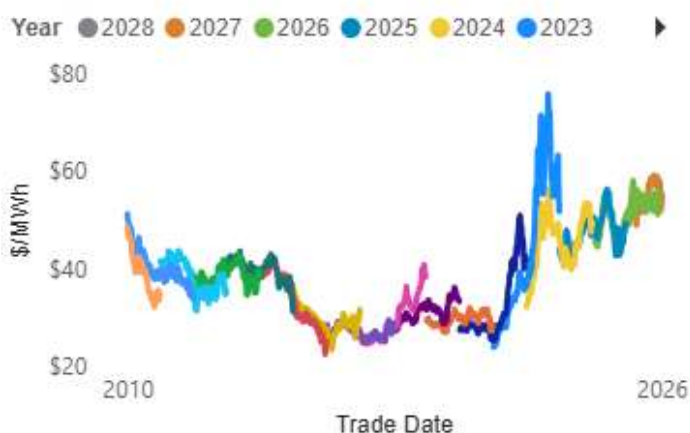
Natural Gas Storage

Below
average

Power | Region-Specific

Understanding regional electricity markets is essential, as every area in the United States faces unique challenges and obstacles, making it imperative to tailor strategies accordingly. If your respective region is not represented, please don't hesitate to reach out to your dedicated account representative for further assistance.

ERCOT-North Hub Energy Annual Forwards



PJM-Western Hub Energy Annual Forwards



NEPOOL-Massachusetts Hub Energy Annual Forwards



NYISO-West Hub Energy Annual Forwards



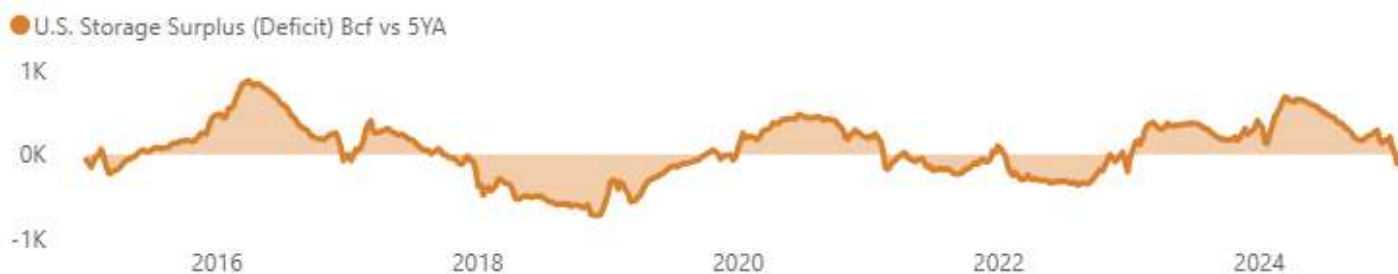
Natural Gas

Short-term changes in demand or supply can cause significant price fluctuations, particularly during winter when infrastructure constraints and slow fuel switching can occur. Storage plays a crucial role in meeting peak demand and absorbing excess supply during low-demand periods. Storage volume typically increases from April to October and decreases from November to March to accommodate seasonal fluctuations in demand.

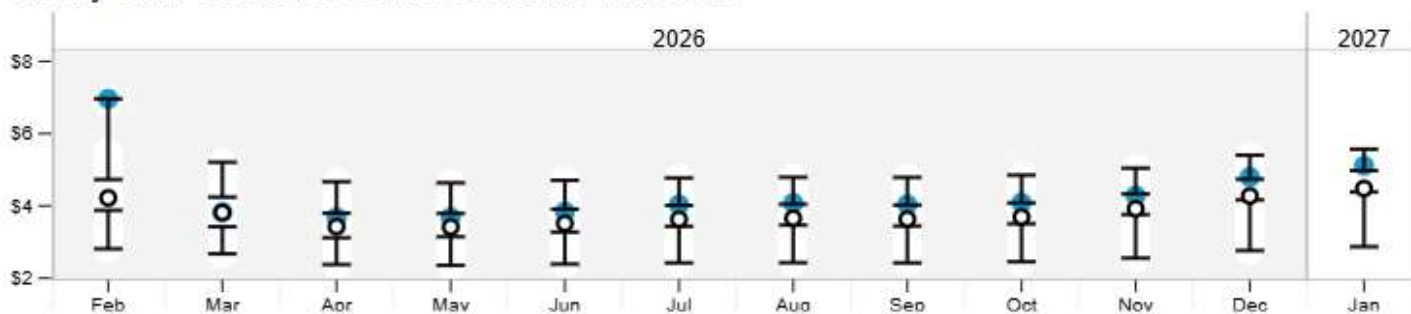
Henry Hub Annual Forwards



Comparison with 5 Year Average

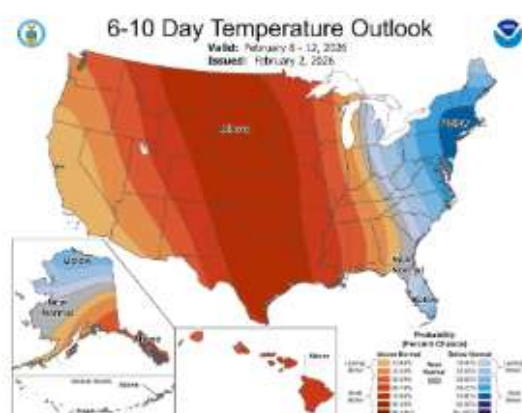


Henry Hub Forward Curve Box and Whisker



Weather

Weather impacts energy market prices through its influence on supply and demand dynamics as well as renewable energy generation. Extreme temperatures, severe weather events, and fluctuations in fuel availability can lead to changes in energy prices and overall market volatility.



Questions?

Reach out to your dedicated account representative with any questions or to discuss how your energy strategy is aligned with the current market trends.

Looking to connect with an energy expert? [Contact us here.](#)

This newsletter is for informational purposes only and is not an offer or solicitation to buy or sell any products or services mentioned. It does not provide advice or recommendations regarding trading in commodity interests or investment decisions. Recipients should conduct their own analysis. The opinions and information in this newsletter are subject to change without notice. While NextEra Energy Services strives to ensure the accuracy and completeness of the contents, it does not guarantee it and accepts no liability for any loss arising from its use. NextEra Energy Services may execute transactions and hold positions in the products mentioned. This newsletter may not be reproduced or distributed without prior written consent from NextEra Energy Services.

SOURCES The information contained in these reports is gathered from public and/or internal sources and is presented solely for the convenience of our customers and website viewers. NextEra Energy Services makes no representation or warranty, express or implied, as to the accuracy, completeness, or fitness for any particular use or purpose of the information set forth in this report, and NextEra Energy Services shall not have any liability to any person or entity resulting from use of this information in any way.